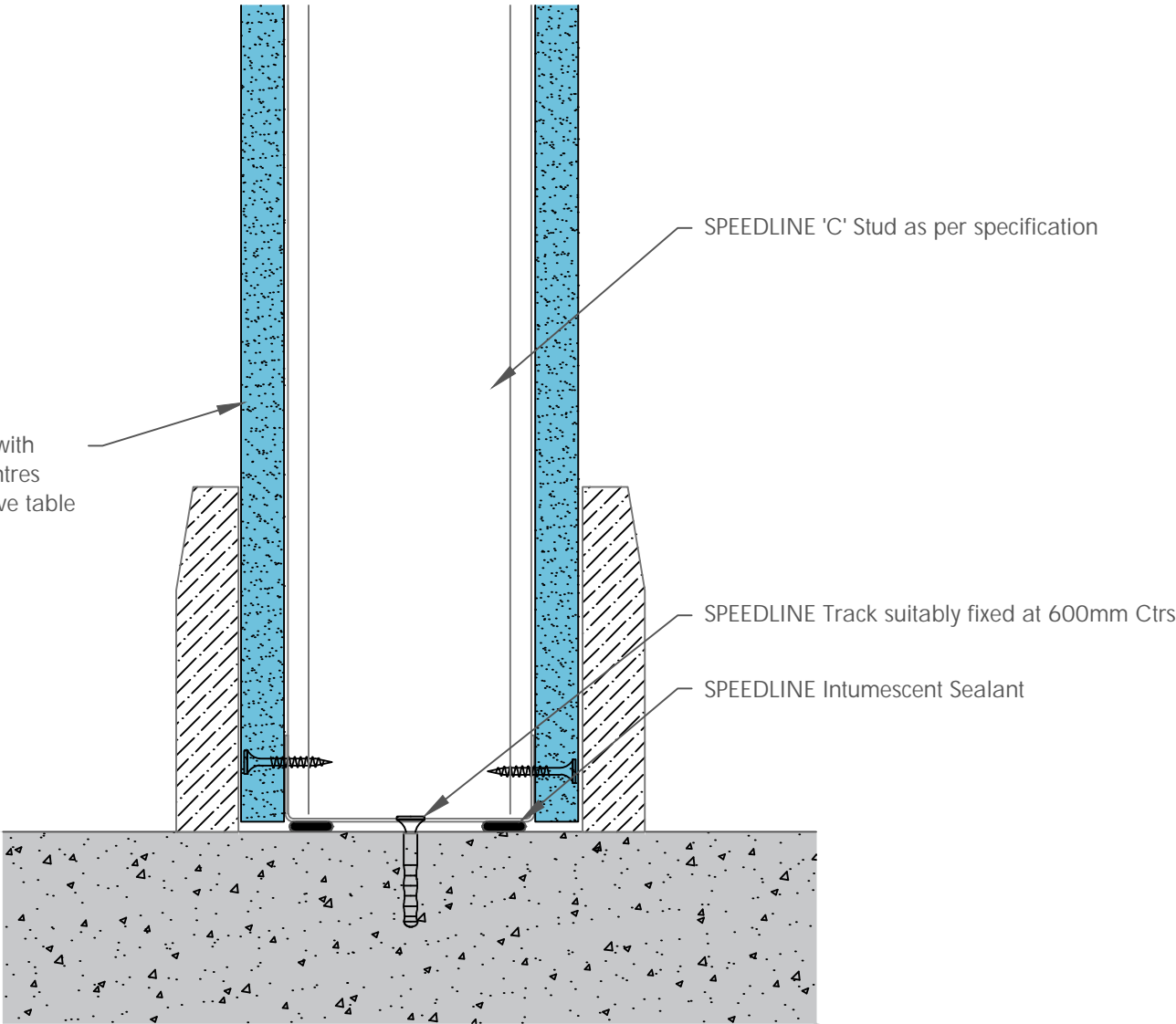


Board Thickness	Speedline Drywall Fixing Length
12.5mm & 15mm	25mm
12.5mm + 12.5mm	25mm + 38mm
12.5mm + 15mm	25mm + 42mm
15mm + 15mm	25mm + 42mm

One layer of Gypsum Plasterboard fixed with SPEEDLINE Drywall Screws at 300mm centres (200mm at external angles). Refer to above table for fixing lengths



All performance data and system specifications are for systems constructed with materials & components as shown. The inclusion or substitution of any other manufacturers materials or components could invalidate test data and system performance and permission must be given in writing by SIG PLC.

The information is provided in good faith and is based upon details received which are assumed to include all relevant facts.

We accept no liability for its accuracy, adequacy or completeness. Recipients must satisfy themselves as to its suitability as we do not accept responsibility for any claims or consequential loss. Acceptance of the content and subsequent design responsibility rests entirely with the recipients who should then produce accepted details on their own company documentation.

CDR No: 218

SCALE: NTS

DATE: 30/04/18

C STUD
BASE DETAIL
SINGLE LAYER
7012SR

Details to be read in conjunction with project specification guidelines

Adsetts House,
16 Europa View,
Sheffield Business Park,
Sheffield,
S9 1XH.

T: 0114 231 8030

E: enquiries@speedlinedrywall.co.uk

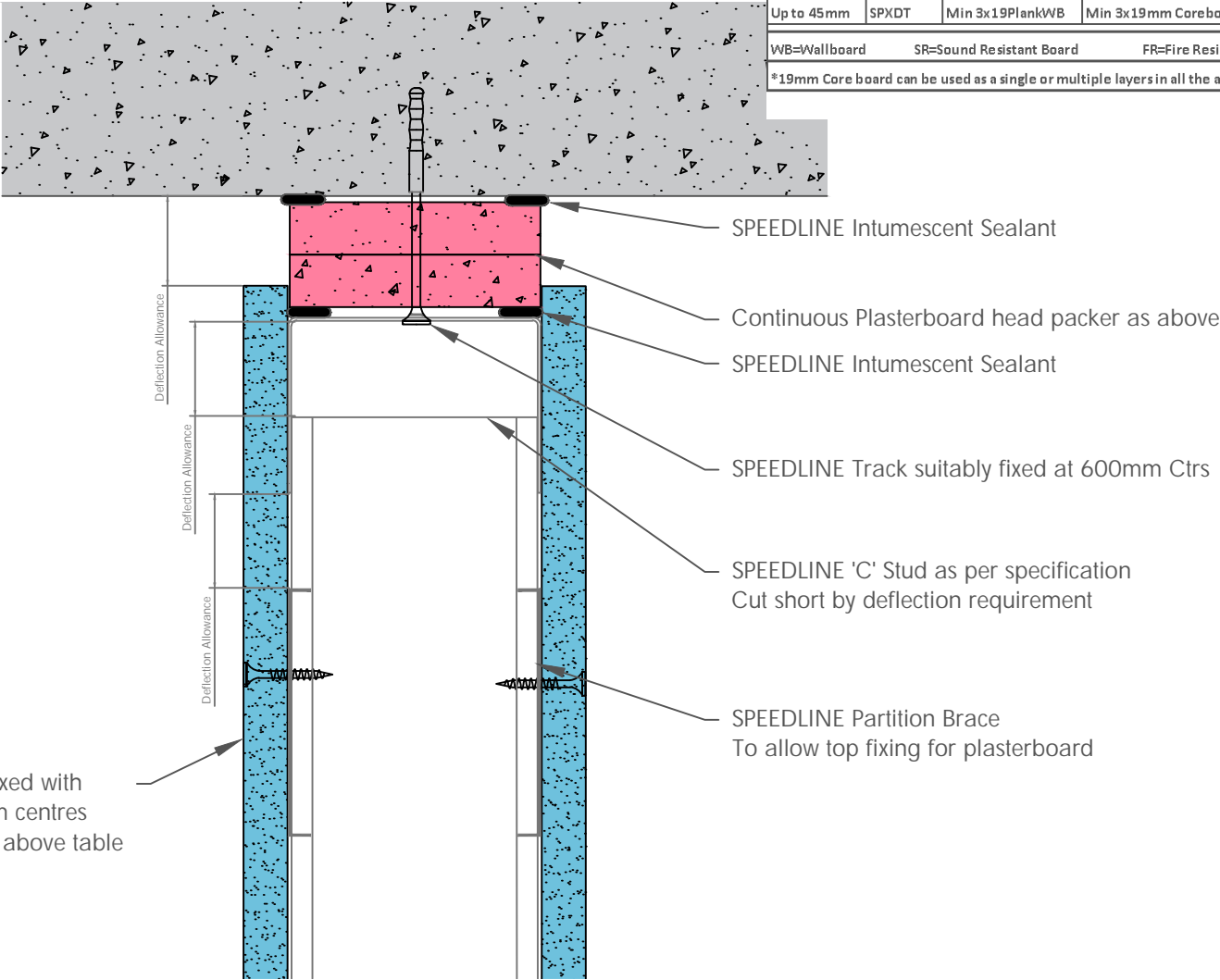


Board Thickness	Speedline Drywall Fixing Length
12.5mm & 15mm	25mm
12.5mm + 12.5mm	25mm + 38mm
12.5mm + 15mm	25mm + 42mm
15mm + 15mm	25mm + 42mm

DO NOT SCREW FIX THE PLASTERBOARD TO THE STUD OR TRACK ABOVE PARTITION BRACE.
DO NOT FIX STUDS TO HEAD TRACKS AS THIS WILL STOP DEFLECTION HEAD FROM MOVING

HEAD PACKER THICKNESS PER DEFLECTION ALLOWANCE				
Head Packers by Fire Rating				
Deflection	Head Track	30 Mins	60Mins	90 & 120Mins
Up to 15mm	SPEDT	Min 2x12.5mm WB*	Min 2x12.5mm SR*	Min 2x12.5mm FR*
Up to 25mm	SPEDT	Min 2x15mm WB	Min 2x15mm SR	Min 2x15mm FR
Up to 30mm	SPEDT	Min 3x12.5mm WB	Min 3x12.5mm SR	Min 3x12.5mm FR
Up to 40mm	SPXDT	Min 3x15mm WB	Min 3x15mm SR	Min 3x15mm FR
Up to 45mm	SPXDT	Min 3x19PlankWB	Min 3x19mm Coreboard	Min 3x19mm Coreboard
WB=Wallboard SR=Sound Resistant Board FR=Fire Resistant Board (Type F)				
*19mm Core board can be used as a single or multiple layers in all the above build-ups				

One layer of Gypsum Plasterboard fixed with SPEEDLINE Drywall Screws at 300mm centres (200mm at external angles). Refer to above table for fixing lengths



All performance data and system specifications are for systems constructed with materials & components as shown. The inclusion or substitution of any other manufacturers materials or components could invalidate test data and system performance and permission must be given in writing by SIG PLC.

The information is provided in good faith and is based upon details received which are assumed to include all relevant facts.

We accept no liability for its accuracy, adequacy or completeness. Recipients must satisfy themselves as to its suitability as we do not accept responsibility for any claims or consequential loss. Acceptance of the content and subsequent design responsibility rests entirely with the recipients who should then produce accepted details on their own company documentation.

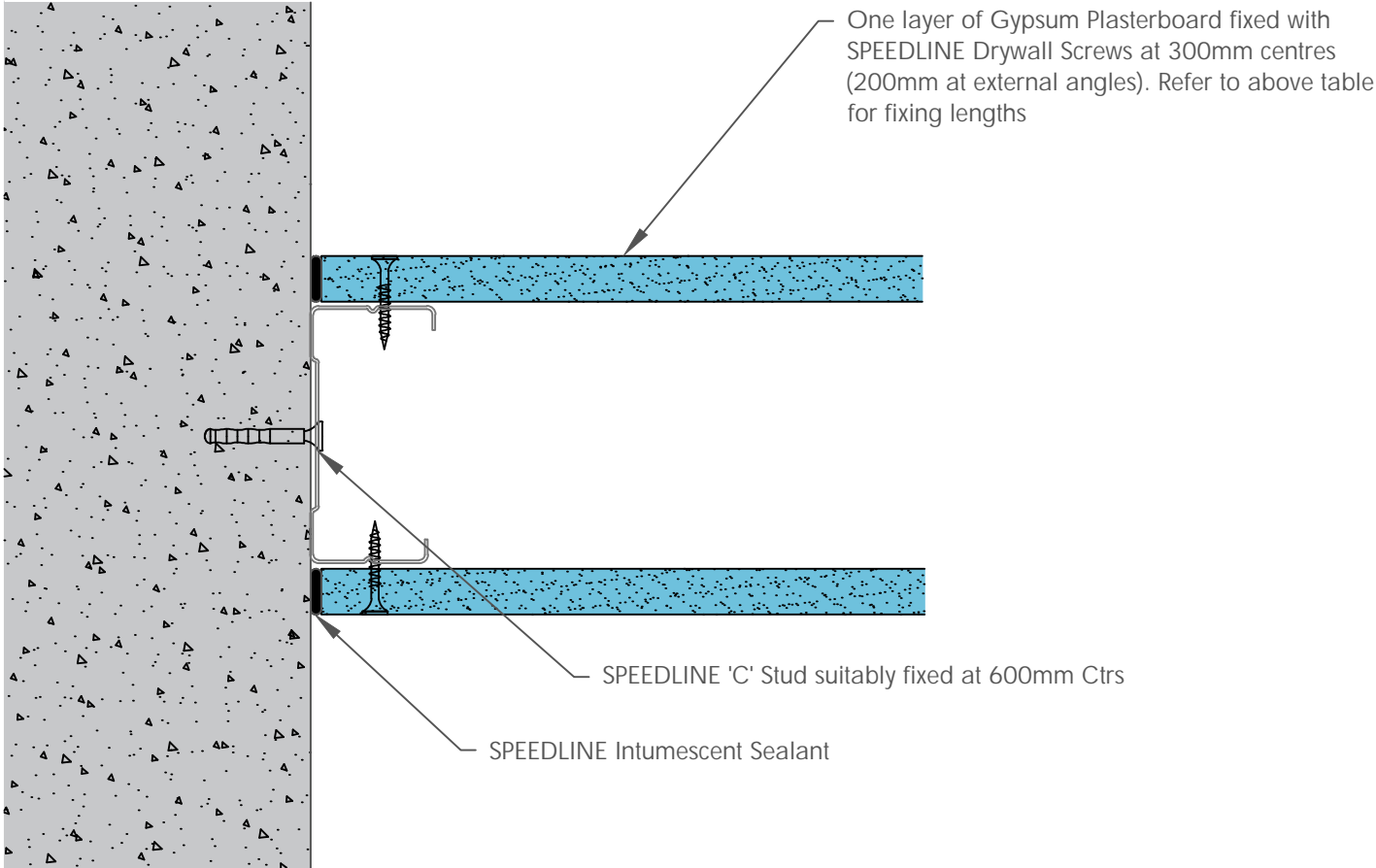
CDR No: 9H	SCALE: NTS	DATE: 30/04/18
C STUD DEFLECTION HEAD DETAIL UP TO 60 MINUTES SINGLE LAYER 7012SR		
Details to be read in conjunction with project specification guidelines		

Adsetts House,
16 Europa View,
Sheffield Business Park,
Sheffield,
S9 1XH.

T: 0114 231 8030

E: enquiries@speedlinedrywall.co.uk

Board Thickness	Speedline Drywall Fixing Length
12.5mm & 15mm	25mm
12.5mm + 12.5mm	25mm + 38mm
12.5mm + 15mm	25mm + 42mm
15mm + 15mm	25mm + 42mm



All performance data and system specifications are for systems constructed with materials & components as shown. The inclusion or substitution of any other manufacturers materials or components could invalidate test data and system performance and permission must be given in writing by SIG PLC.

The information is provided in good faith and is based upon details received which are assumed to include all relevant facts.

We accept no liability for its accuracy, adequacy or completeness. Recipients must satisfy themselves as to its suitability as we do not accept responsibility for any claims or consequential loss. Acceptance of the content and subsequent design responsibility rests entirely with the recipients who should then produce accepted details on their own company documentation.

CDR No: 110B

SCALE: NTS

DATE: 30/04/18

C STUD
WALL JUNCTION DETAIL
SINGLE LAYER
7012SR

Details to be read in conjunction with project specification guidelines

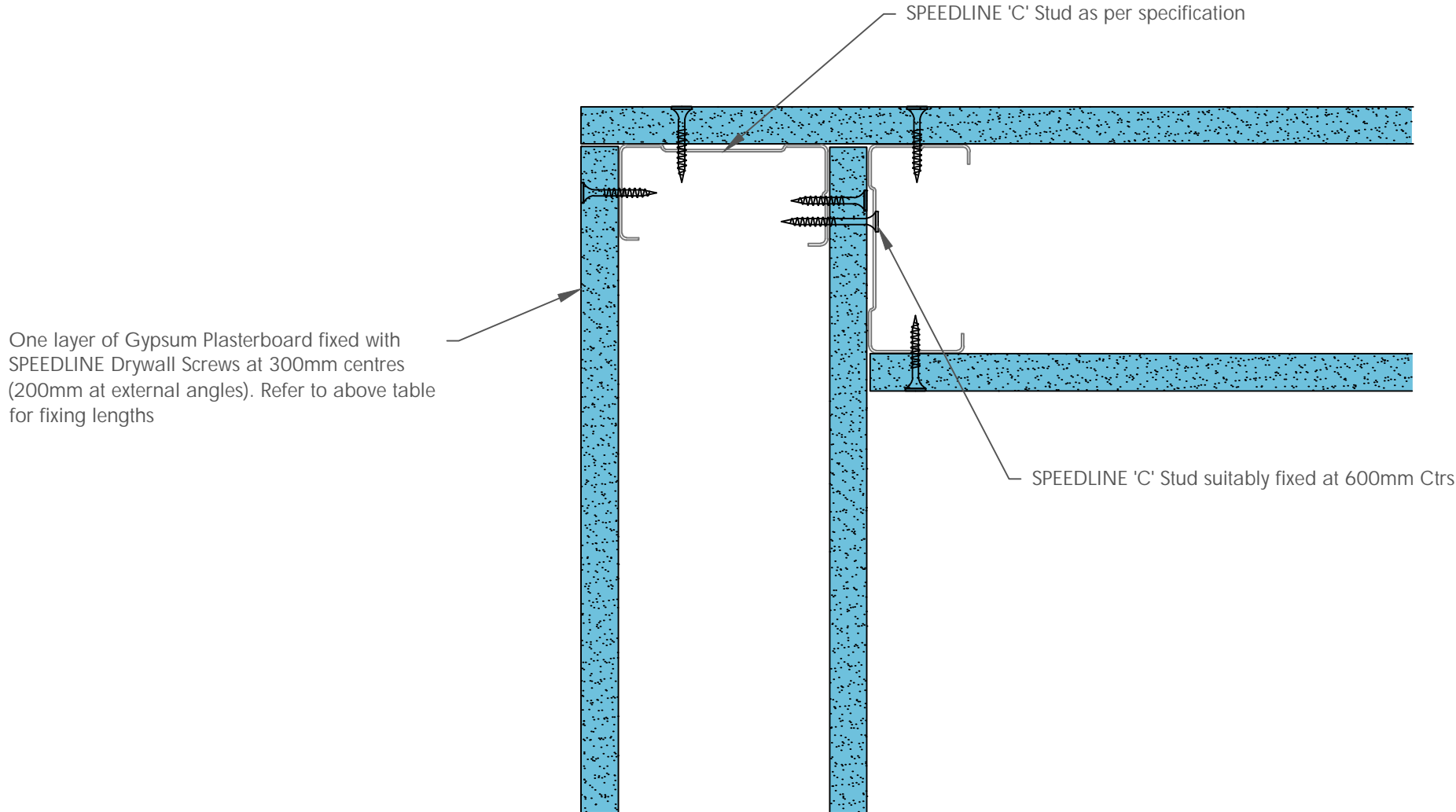
Adsetts House,
16 Europa View,
Sheffield Business Park,
Sheffield,
S9 1XH.

T: 0114 231 8030

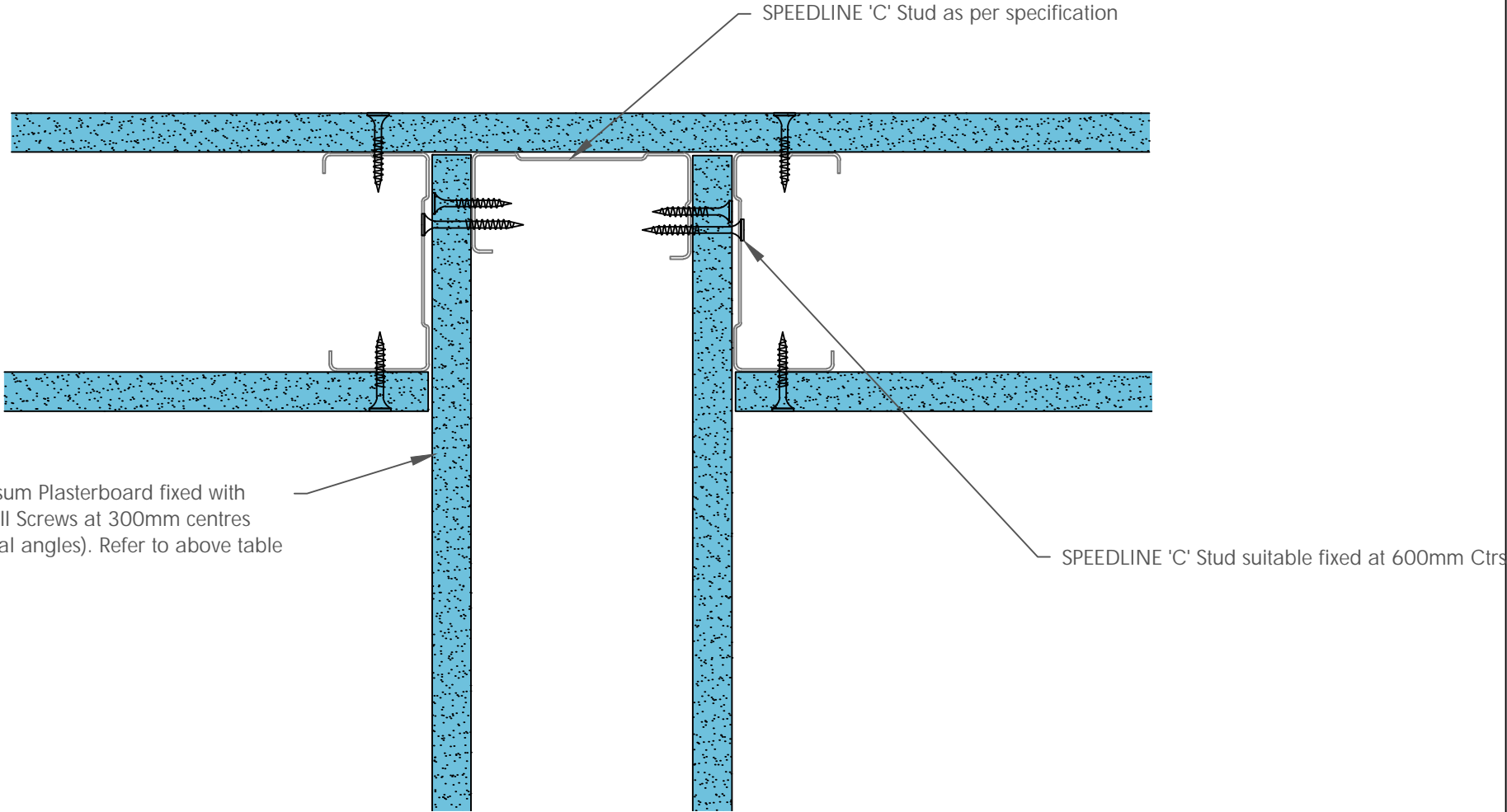
E: enquiries@speedlinedrywall.co.uk



Board Thickness	Speedline Drywall Fixing Length
12.5mm & 15mm	25mm
12.5mm + 12.5mm	25mm + 38mm
12.5mm + 15mm	25mm + 42mm
15mm + 15mm	25mm + 42mm



Board Thickness	Speedline Drywall Fixing Length
12.5mm & 15mm	25mm
12.5mm + 12.5mm	25mm + 38mm
12.5mm + 15mm	25mm + 42mm
15mm + 15mm	25mm + 42mm



All performance data and system specifications are for systems constructed with materials & components as shown. The inclusion or substitution of any other manufacturers materials or components could invalidate test data and system performance and permission must be given in writing by SIG PLC.

The information is provided in good faith and is based upon details received which are assumed to include all relevant facts.

We accept no liability for its accuracy, adequacy or completeness. Recipients must satisfy themselves as to its suitability as we do not accept responsibility for any claims or consequential loss. Acceptance of the content and subsequent design responsibility rests entirely with the recipients who should then produce accepted details on their own company documentation.

CDR No: 219

SCALE: NTS

DATE: 30/04/18

C STUD
ACOUSTIC T JUNCTION DETAIL
SINGLE LAYER
7012SR

Details to be read in conjunction with project specification guidelines

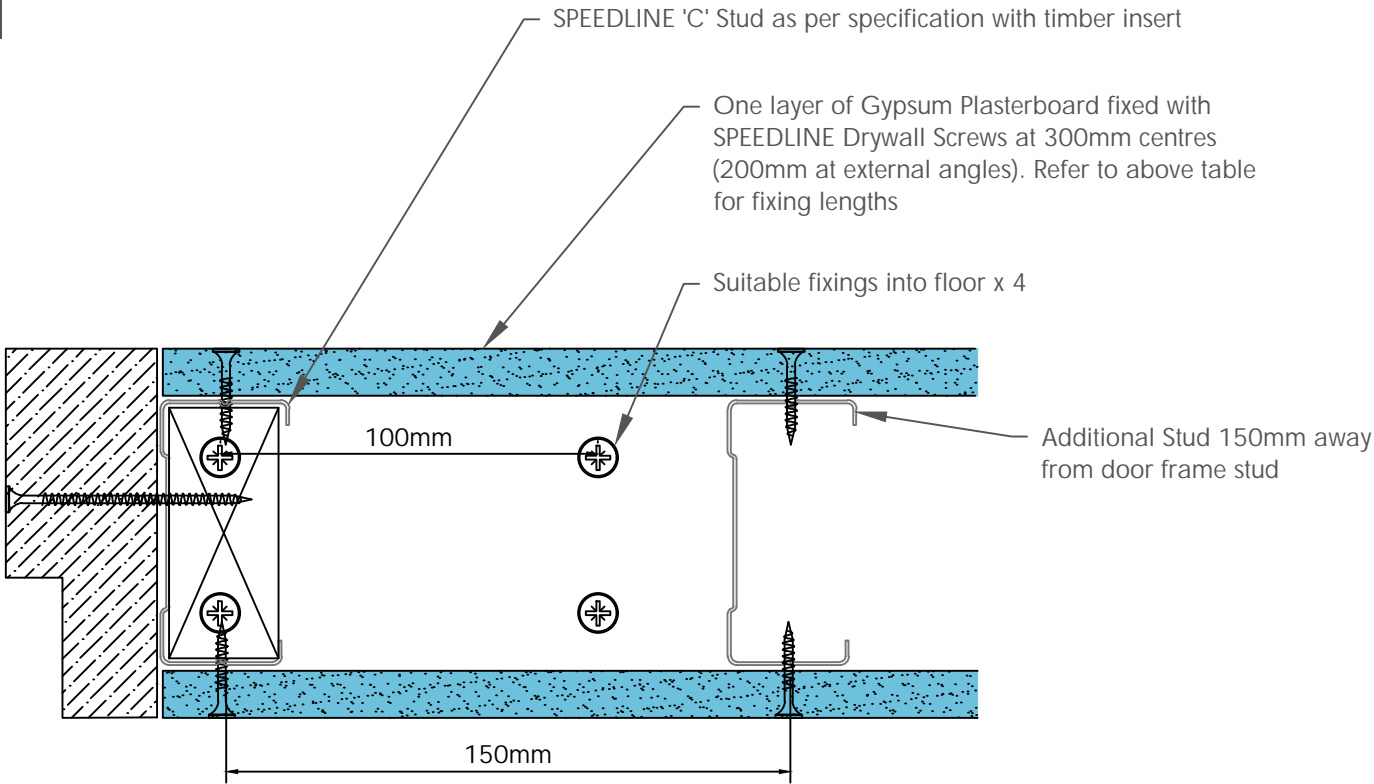
Adsetts House,
16 Europa View,
Sheffield Business Park,
Sheffield,
S9 1XH.

T: 0114 231 8030

E: enquiries@speedlinedrywall.co.uk



Board Thickness	Speedline Drywall Fixing Length
12.5mm & 15mm	25mm
12.5mm + 12.5mm	25mm + 38mm
12.5mm + 15mm	25mm + 42mm
15mm + 15mm	25mm + 42mm



To be read in conjunction with door manufacturers details & informantion

All performance data and system specifications are for systems constructed with materials & components as shown. The inclusion or substitution of any other manufacturers materials or components could invalidate test data and system performance and permission must be given in writing by SIG PLC.

The information is provided in good faith and is based upon details received which are assumed to include all relevant facts.

We accept no liability for its accuracy, adequacy or completeness. Recipients must satisfy themselves as to its suitability as we do not accept responsibility for any claims or consequential loss. Acceptance of the content and subsequent design responsibility rests entirely with the recipients who should then produce accepted details on their own company documentation.

CDR No: 220A

SCALE: NTS

DATE: 30/04/18

C STUD
DOOR UP TO 25 Kgs
SINGLE LAYER
7012SR

Details to be read in conjunction with project specification guidelines

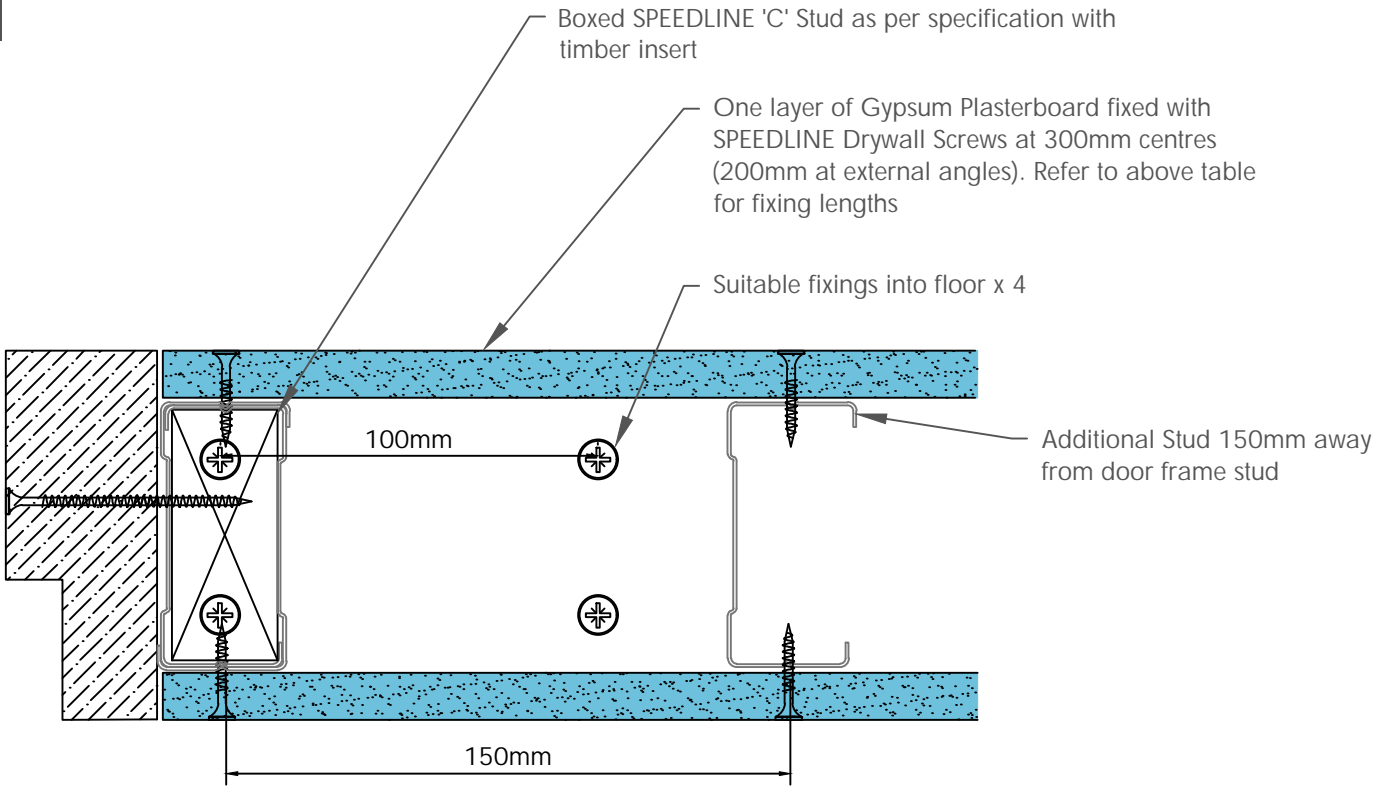
Adsetts House,
16 Europa View,
Sheffield Business Park,
Sheffield,
S9 1XH.

T: 0114 231 8030

E: enquiries@speedlinedrywall.co.uk



Board Thickness	Speedline Drywall Fixing Length
12.5mm & 15mm	25mm
12.5mm + 12.5mm	25mm + 38mm
12.5mm + 15mm	25mm + 42mm
15mm + 15mm	25mm + 42mm



To be read in conjunction with door manufacturers details & information

All performance data and system specifications are for systems constructed with materials & components as shown. The inclusion or substitution of any other manufacturers materials or components could invalidate test data and system performance and permission must be given in writing by SIG PLC.

The information is provided in good faith and is based upon details received which are assumed to include all relevant facts.

We accept no liability for its accuracy, adequacy or completeness. Recipients must satisfy themselves as to its suitability as we do not accept responsibility for any claims or consequential loss. Acceptance of the content and subsequent design responsibility rests entirely with the recipients who should then produce accepted details on their own company documentation.

CDR No: 37J

SCALE: NTS

DATE: 30/04/18

C STUD
DOOR UP TO 60 Kgs
SINGLE LAYER
7012SR

Details to be read in conjunction with project specification guidelines

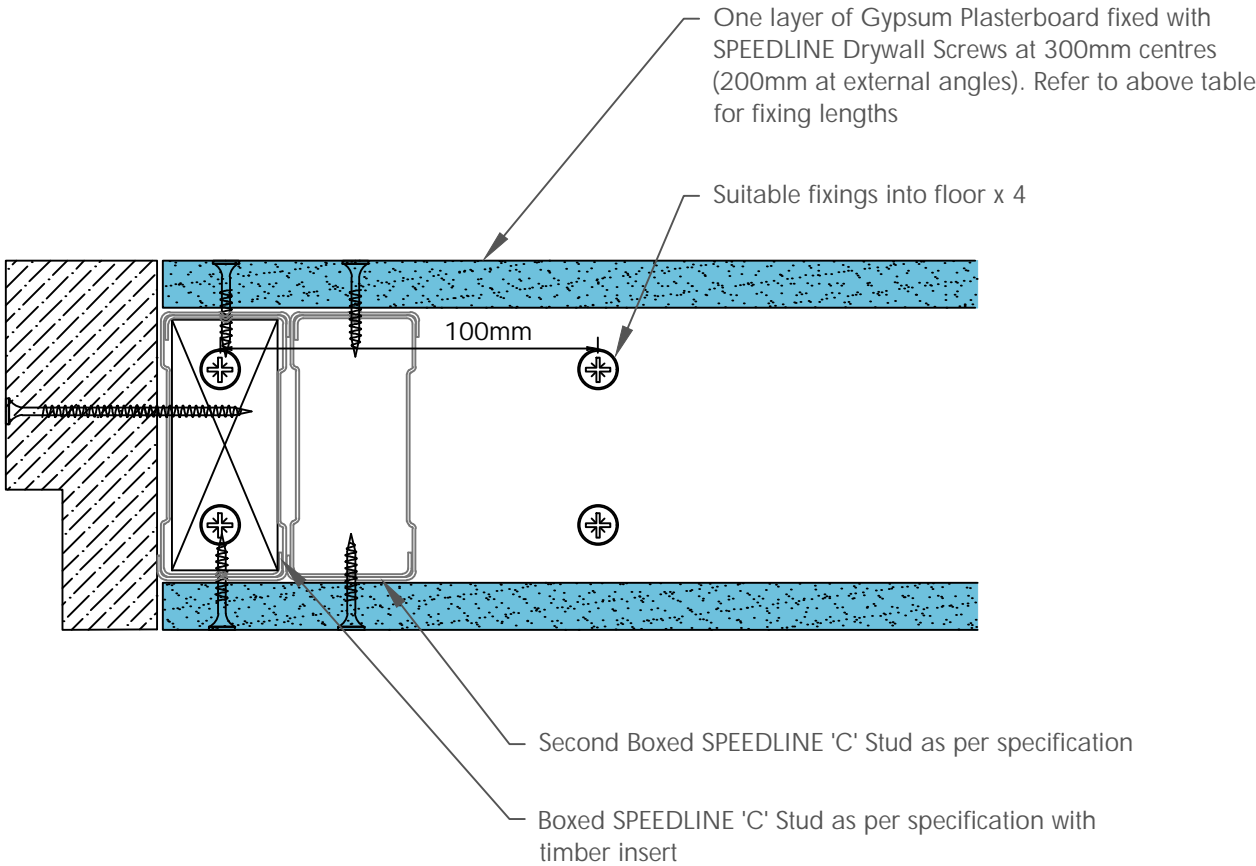
Adsetts House,
16 Europa View,
Sheffield Business Park,
Sheffield,
S9 1XH.

T: 0114 231 8030

E: enquiries@speedlinedrywall.co.uk



Board Thickness	Speedline Drywall Fixing Length
12.5mm & 15mm	25mm
12.5mm + 12.5mm	25mm + 38mm
12.5mm + 15mm	25mm + 42mm
15mm + 15mm	25mm + 42mm



To be read in conjunction with door manufacturers details & information

All performance data and system specifications are for systems constructed with materials & components as shown. The inclusion or substitution of any other manufacturers materials or components could invalidate test data and system performance and permission must be given in writing by SIG PLC.

The information is provided in good faith and is based upon details received which are assumed to include all relevant facts.

We accept no liability for its accuracy, adequacy or completeness. Recipients must satisfy themselves as to its suitability as we do not accept responsibility for any claims or consequential loss. Acceptance of the content and subsequent design responsibility rests entirely with the recipients who should then produce accepted details on their own company documentation.

CDR No: 38K

SCALE: NTS

DATE: 30/04/18

C STUD
DOOR UP TO 100 Kgs
SINGLE LAYER
7012SR

Details to be read in conjunction with project specification guidelines

Adsetts House,
16 Europa View,
Sheffield Business Park,
Sheffield,
S9 1XH.

T: 0114 231 8030

E: enquiries@speedlinedrywall.co.uk

